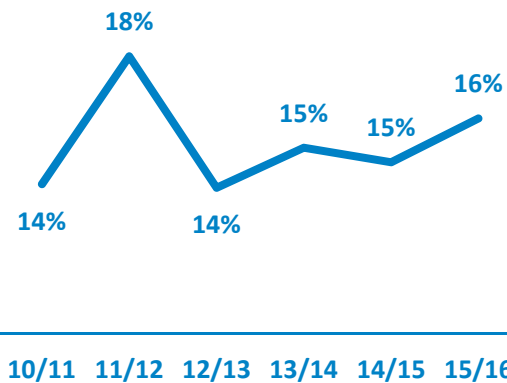



Performance Indicators

Fiscal Years 2010/2011 through 2015/2016

PI 4

Recurrence of Child Protection Concerns in a Family after an Investigation

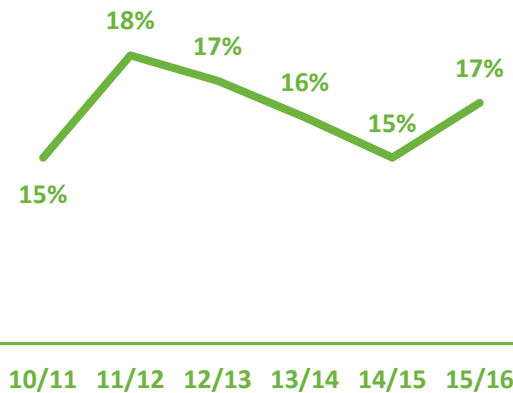


Provincial Mean for 15/16 = 17%

The percentage of family cases closed at investigation in a fiscal year that were re-investigated within 12 months after closing, where the child protection concerns were verified.

PI 5

Recurrence of Child Protection Concerns in a Family after Ongoing Protection Services were Provided

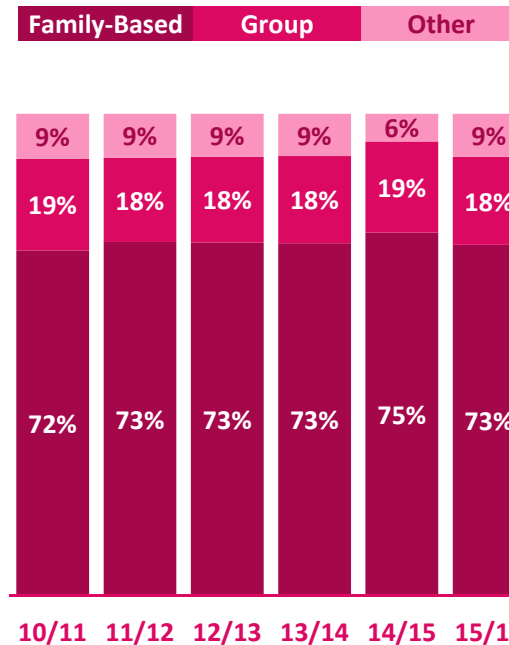


Provincial Mean for 15/16 = 18%

The percentage of family cases closed at ongoing protection in a fiscal year that were re-investigated within 12 months after closing, where the child protection concerns were verified.

PI 9

Days of Care by Placement Type

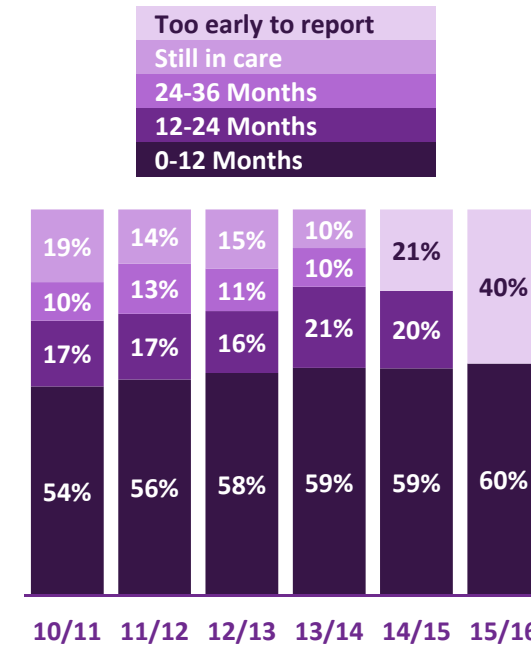


Provincial Mean for 15/16
 · Family-Based = 79%
 · Group = 13%
 · Other = 8%

For all children admitted to the care of a Children's Aid Society, the days of care provided in the fiscal year, by placement type (i.e. family-based care versus non-family-based care).

PI 10

Time to Permanency

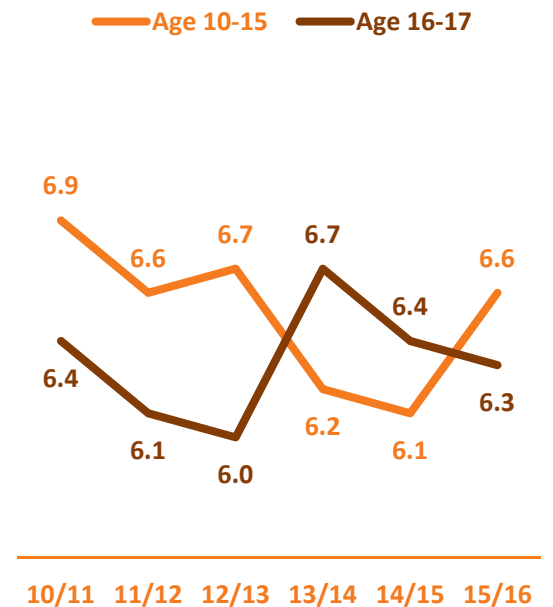


Provincial Mean for 15/16
 · 0-12 Months = 61%

For all children admitted to the care of a Children's Aid Society during the fiscal year, the cumulative percentage discharged within 12, 24 and 36 months since admission.

PI 15

Caregiver Youth Relationship



Provincial Mean for 15/16
 · Age 10-15 = 6.7
 · Age 16-17 = 6.4

The average score for children in care (aged 10-17) from a standard scale that measures a youth's perception of the quality of the relationship with his or her primary caregiver.